



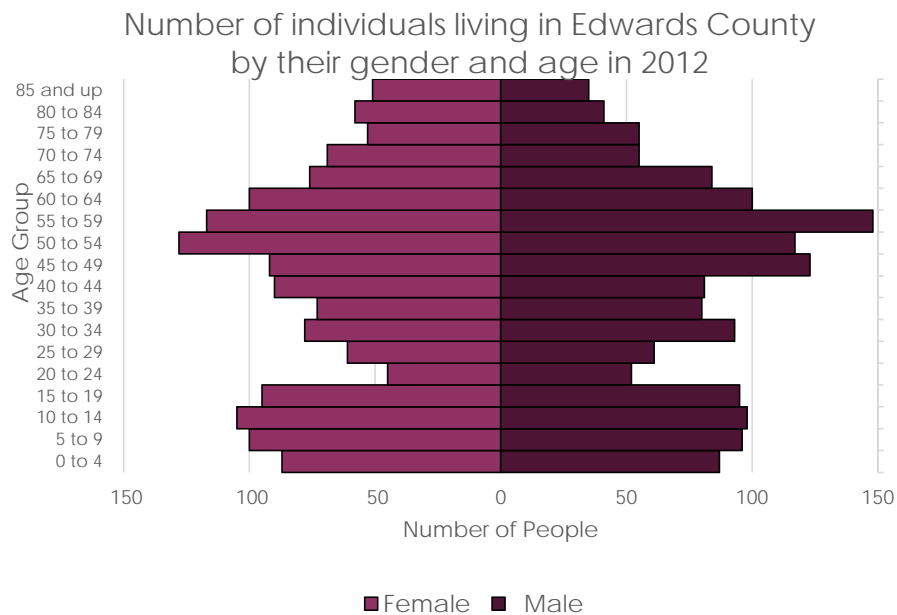
EDWARDS COUNTY, KANSAS

COMMUNITY HEALTH ASSESSMENT - 2014



DEMOGRAPHICS

Population Pyramid

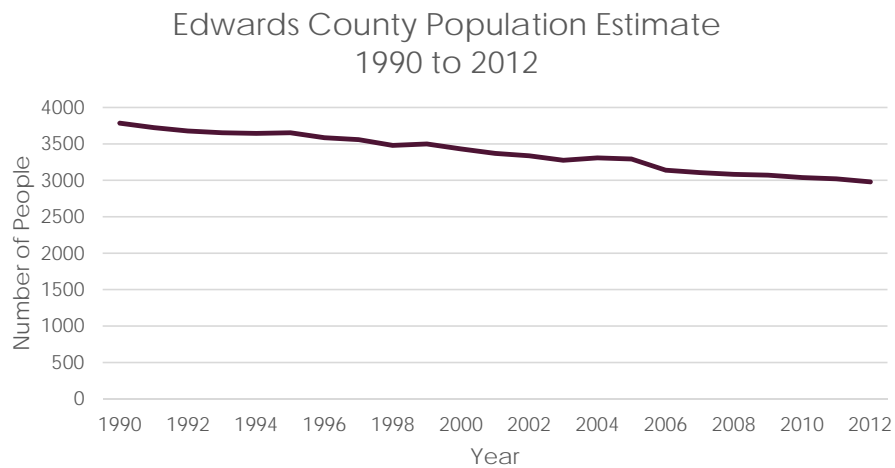


Interpretation

- Edwards County's population is stable, with the number of young people being roughly equal to the number of adults.
- The number of residents in their 20s and 30s is lower than that of other age groups – meaning that they may have moved away for education or career reasons.

DEMOGRAPHICS

Population Trend



Interpretation

- From 1990 to 2012, Edwards County has lost about 21% of its population (806 residents).
- This may reflect the low number of residents in their 20s and 30s.

DEMOGRAPHICS

Racial and Ethnic Distribution

<u>Race and Ethnicity in Edwards County - 2013</u>		
Race & Ethnic Category	Population	Percent
Non-Hispanic White	2354	79%
Non-Hispanic Black	21	1%
Hispanic	571	19%
Other	33	1%
Total	2979	

Interpretation

- Edwards County is fairly homogeneous, with a majority of residents being non-Hispanic whites.
- People of Hispanic decent make up nearly 20% of the population.

SOCIAL ECONOMIC STATUS

Education

Educational Attainment <i>Individuals 25 years or older</i>	Edwards County	Kansas
Less than 9th grade	6.0%	4.2%
9th to 12th grade, no diploma	11.4%	6.3%
High school graduate (includes equivalency)	29.9%	28.4%
Some college, no degree	22.4%	24.0%
Associate's degree	8.6%	7.4%
Bachelor's degree	16.6%	19.5%
Graduate or professional degree	5.0%	10.2%
High School Graduate or greater (Total)	82.5%	89.5%
Bachelor's degree or greater (Total)	21.6%	29.7%

Interpretation

- Edwards county has slightly lower educational attainment compared to Kansas.
- Educational attainment is associated with many public health outcomes.

SOCIAL ECONOMIC STATUS

Employment, Income, and Health Insurance

Category	Edwards County	Kansas
Unemployment Rate	4.0%	4.6%
Median Household Income	\$43,953	\$51,273
Percent in Poverty	16.1%	13.2%
<u>Health Insurance Coverage</u>		
• Private	72.0%	73.9%
• Public	30.6%	25.6%
• No Health Insurance	11.7%	12.6%

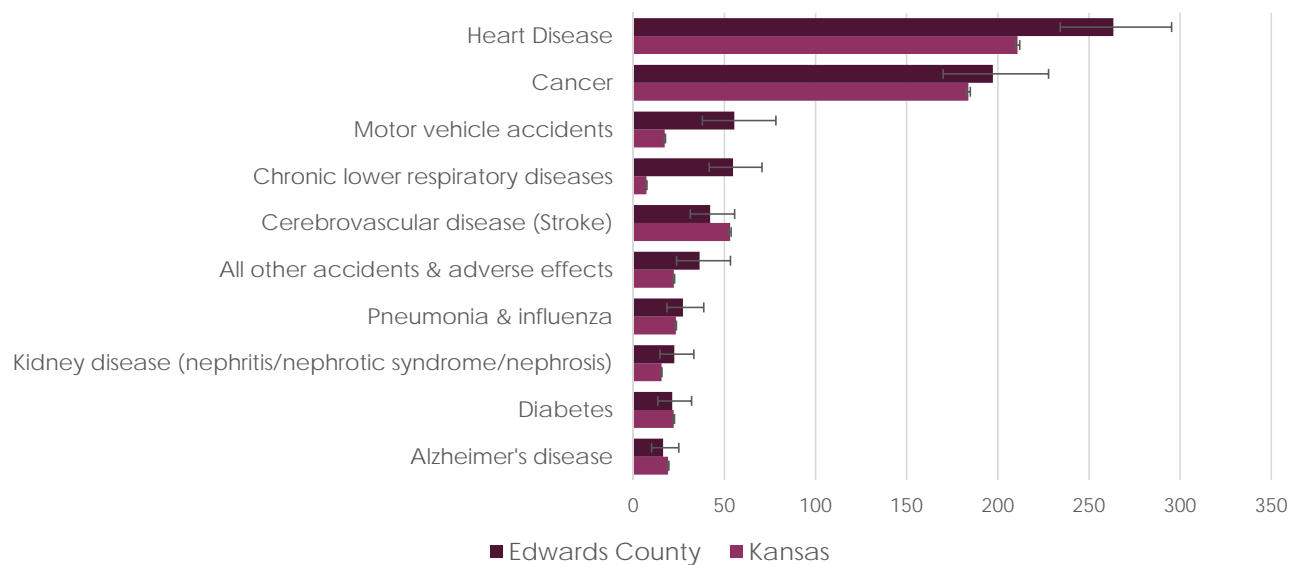
Interpretation

- The unemployment rate is similar in both Kansas and Edwards County, however the median household income is greater in Kansas, and the percent in poverty is less in Kansas.
- The percent of people without health insurance is similar between Edwards County and Kansas, but the percent of people with public health insurance is slightly greater in Edwards County.

LEADING CAUSES OF DEATH

Leading Causes of Death

Leading Causes of Death: 1993 to 2012



Interpretation

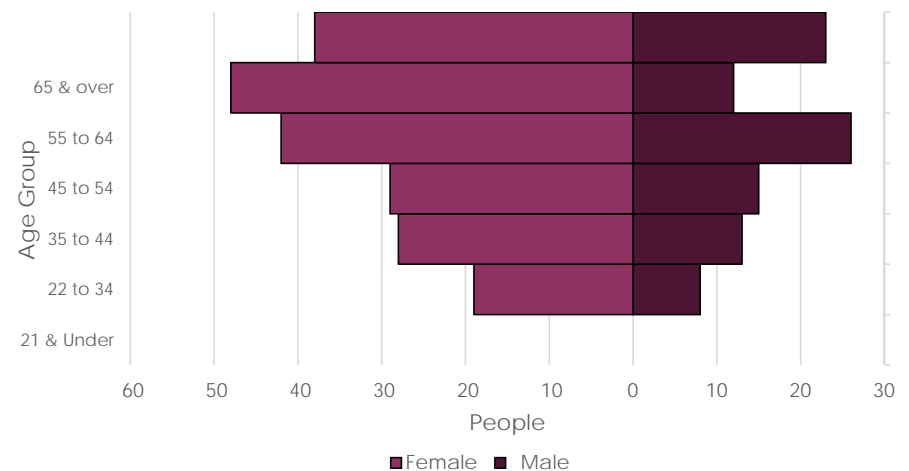
- Chronic diseases, especially heart disease and cancer, account for the most deaths in Edwards County.
- Accidents, including motor vehicle accidents, account for the second most deaths in Edwards County.
- Edwards County has statistically significantly greater rates of death from heart disease, motor vehicle accidents, and chronic lower respiratory diseases compared to the State of Kansas.

COMMUNITY HEALTH ASSESSMENT SURVEY

Interpretation

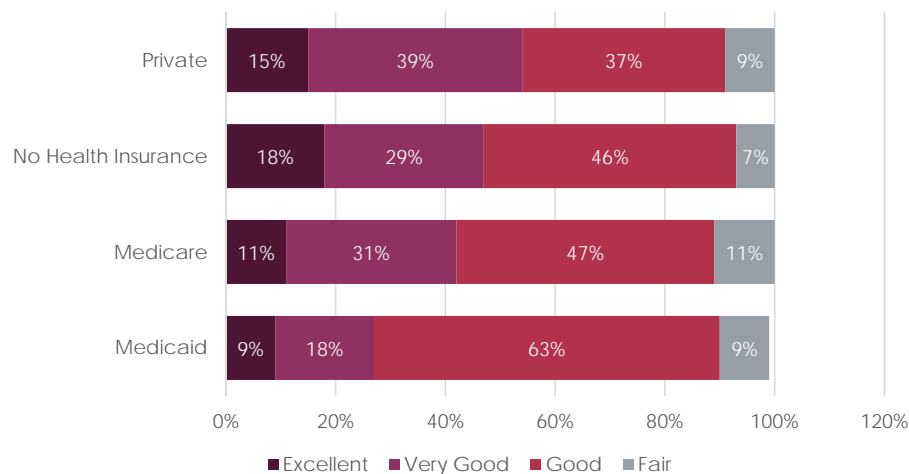
- 302 individuals completed the survey. This represents 20% of Edwards County's total population, and is considered a large sample.
- Because the sample was selected at convenience, rather than randomly, it is important to observe how it differs from the total population.
 - Women and older individuals were overrepresented.
 - Hispanics were slightly underrepresented, making up roughly 17% of the population, but 7% of the survey respondents.
- This may bias the results of the survey, but because so many individuals completed it, it still conveys important information.

Age and Gender Distribution of Survey Respondents



COMMUNITY HEALTH ASSESSMENT SURVEY

Self Rated Health Status, by Health Insurance



Interpretation

- Self rated health status was best among individuals with private health insurance.
- Individuals without health insurance also rated their health as excellent or very good, but this is likely due to the fact that this is the youngest group.
- Individuals with Medicare provided more negative ratings, but this may be due to the fact that this is the oldest group.
- Individuals with Medicaid had the lowest self rated health.

COMMUNITY HEALTH ASSESSMENT SURVEY

Source of Primary Care

Provider	Percent
Edwards County Hospital	55%
Other Provider in Edwards County	26%
Other Provider outside of Edwards County	15%
No Provider	3%

Interpretation

- Most Edwards County residents completing this survey received primary care in Edwards County (81%)
- Only 3% stated that they had no primary care provider.

COMMUNITY HEALTH ASSESSMENT SURVEY

Health Conditions

Condition	Number	Percent
Overweight/Obese	82	27%
Arthritis	44	15%
Tobacco Use	41	14%
Heart Disease	28	9%
Asthma	26	9%
Diabetes	25	8%
Mental or Emotional Issues	14	5%
Cancer	15	5%
Substance Abuse	2	1%

Interpretation

- Due to the fact that this is a convenience sample the estimated percentages may not be accurate.
- In addition, some of the questions may be prone to social desirability bias, most notably, the question about substance abuse.
- However, the survey does show that many individuals in Edwards County are living with chronic health conditions.

COMMUNITY HEALTH ASSESSMENT SURVEY

Needs to manage health conditions

Need	Number	Percent
Financial Assistance	15	35%
Education	10	23%
Training for how to manage my health condition	5	12%
A better support system	3	7%
In-home care	2	5%
Transportation	2	5%
Doctors visits, or medical supplies	1	2%

Interpretation

- 41 individuals (16 percent) with health conditions stated that they did not have what they need to manage their health condition.

COMMUNITY HEALTH ASSESSMENT SURVEY

Health Care Services Needs

Needs	Number	Percent
Affordable Health Insurance	90	30%
More Specialists	54	19%
Dental Services	43	14%
Mental Health Services	29	10%
More Health Professionals	30	10%
Vision Health Services	26	9%
Services for children with special needs	17	6%
Substance Abuse Services	16	5%

Interpretation

- Based on percentage, it is noted that Affordable Health Insurance at 30% is the highest health care services needed.

COMMUNITY HEALTH ASSESSMENT SURVEY

Lifestyle/Quality of Life Needs

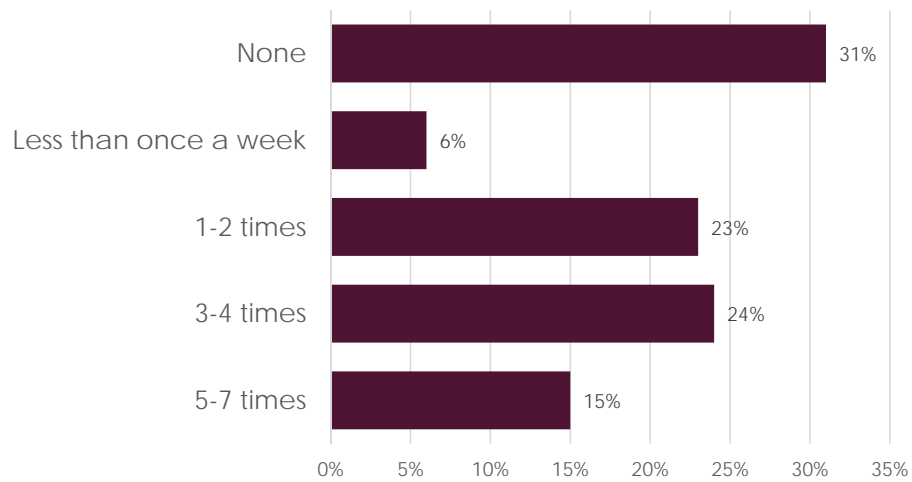
Needs	Number	Percent
Affordable fresh and natural foods	68	23%
Affordable healthy lifestyle services or programs	58	19%
Safe and affordable places to exercise and relax	52	17%
Support groups	32	10%
Walking Paths or trails	27	9%

Interpretation

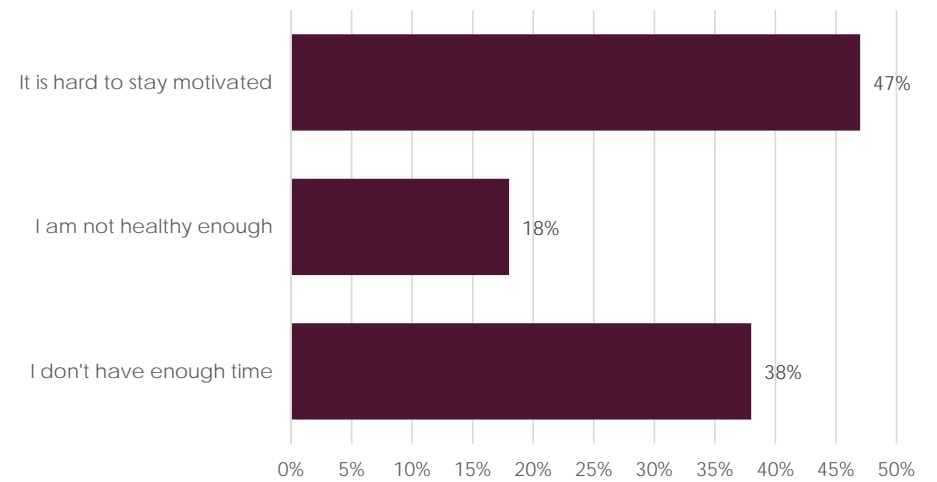
- Based on percentage, 23 percent felt a lack of affordable fresh and natural foods impacted their lifestyle and quality of life.

COMMUNITY HEALTH ASSESSMENT SURVEY

How often do you exercise



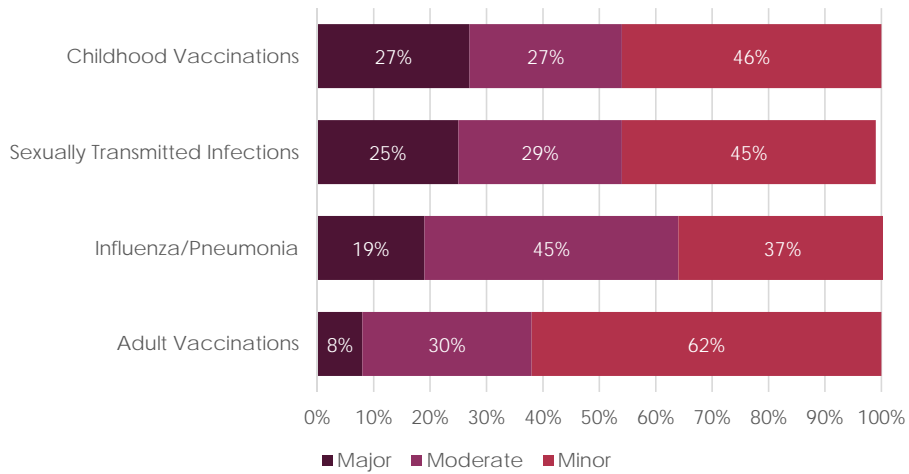
Reasons for not exercising, among those reporting not exercising



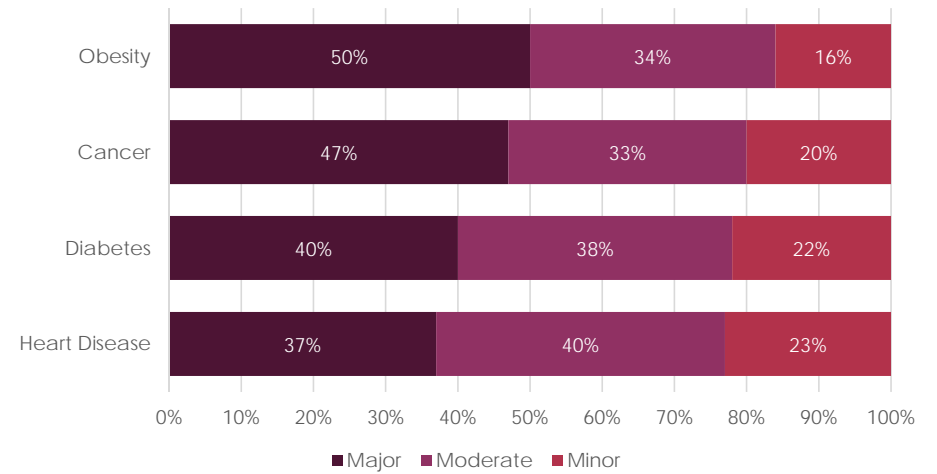
COMMUNITY HEALTH ASSESSMENT SURVEY

-MOST PRESSING HEALTH CONCERNS IN EDWARDS COUNTY

Communicable Disease



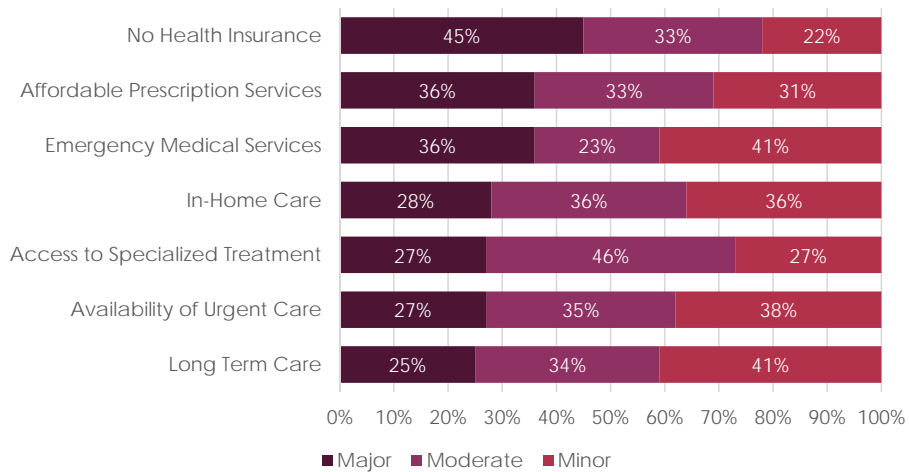
Chronic Disease



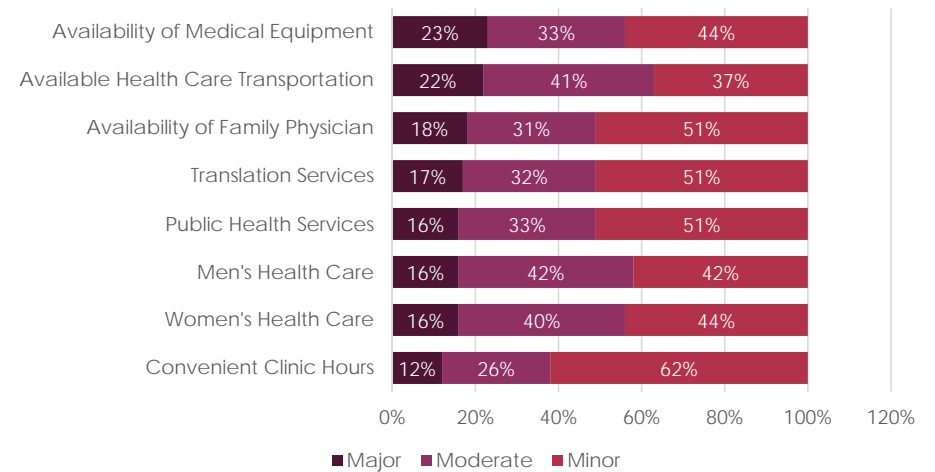
COMMUNITY HEALTH ASSESSMENT SURVEY

-MOST PRESSING HEALTH CONCERNS IN EDWARDS COUNTY

Highest Rated Health Service Needs



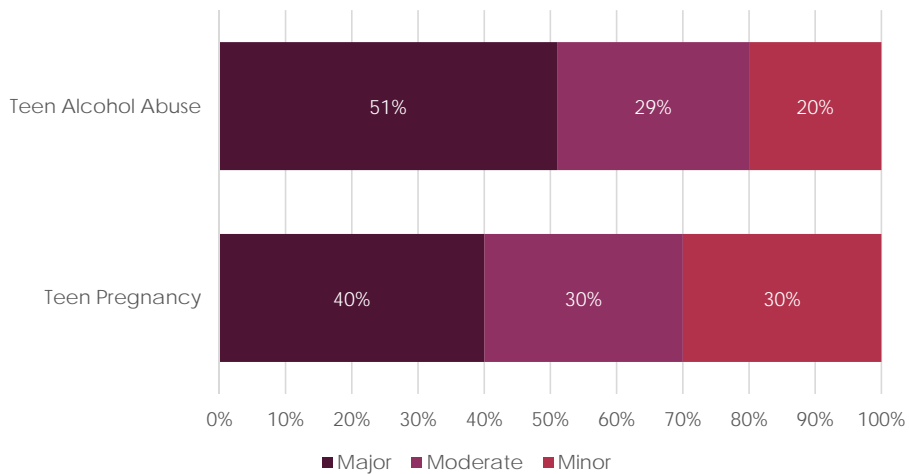
Lowest Rated Health Service Needs



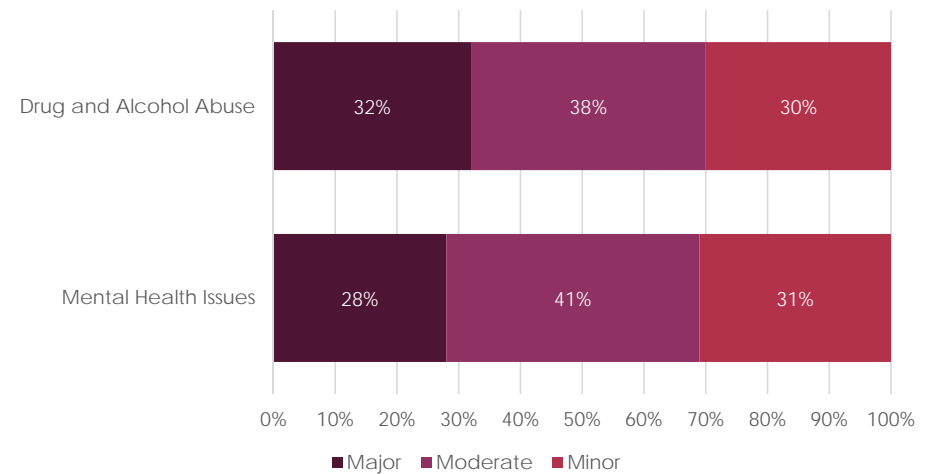
COMMUNITY HEALTH ASSESSMENT SURVEY

-MOST PRESSING HEALTH CONCERNS IN EDWARDS COUNTY

Adolescent Health Issues



Mental Health Issues



COMMUNITY HEALTH ASSESSMENT SURVEY

-MOST PRESSING HEALTH CONCERNS IN EDWARDS COUNTY

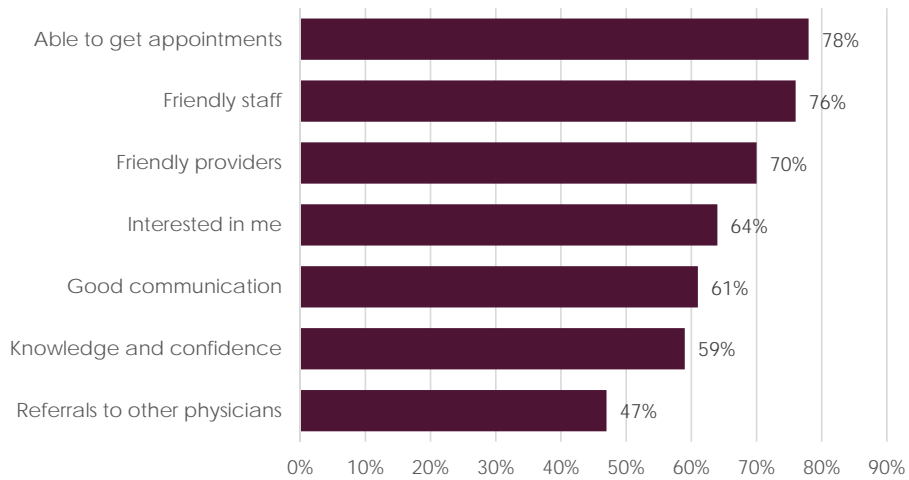
Interpretation of the Most Pressing Needs

- Source of Primary Care - 18% primary care is obtained outside of Edwards County or do not have a provider.
- Health Conditions - Many individuals in Edwards County are living with chronic health conditions.
- Needs to Manage Health Conditions - 16% indicated they did not have what they needed to manage their health condition.
- Health Care Services Needed - 30% indicated the need for affordable health care insurance.
- Lifestyle/Quality of Life Needs - 23% indicated the need of affordable fresh and natural foods.
- Exercise – 31% indicated they do not exercise due to lack of motivation.
- Communicable Disease – Childhood vaccinations and sexually transmitted infections are noted at the highest percentage.
- Chronic Disease – 51% indicated obesity and 47% indicated cancer.
- Highest Rated Health Service Needs – 45% indicated no health insurance.
- Lowest Rated Health Service Needs – 23% indicated availability of medical equipment.
- Adolescent Health Issues – 51% indicated teen alcohol abuse and 40% indicated teen pregnancy.
- Mental Health Issues – 32% indicated drug/alcohol abuse and 28% indicated mental health.

COMMUNITY HEALTH ASSESSMENT SURVEY

-EDWARDS COUNTY HOSPITAL/MIDWAY CLINIC SERVICES

Best Features of the Edwards County Hospital/Midway Clinic, Rated by Routine Users



COMMUNITY HEALTH ASSESSMENT SURVEY

-EDWARDS COUNTY HOSPITAL/MIDWAY CLINIC SERVICES

Interpretation of Edwards County Hospital/Midway Clinic Services

- Best Features of Edwards County Hospital/Midway Clinic Services include: ability to get appointments, friendly staff, friendly Providers, facility being interested in “me”, good communication, knowledge, confidence and referrals to other Physicians.

COMMUNITY HEALTH ASSESSMENT

Diana Rice, Administrator

Edwards County Health Department
622 West Eighth Street
Kinsley, Kansas 67547
620-659-3102
diana@edcohealth.com

Thyra Strate, RNC Quality Director,
Midway Clinic Manager

Edwards County Hospital
620 West Eighth Street
Kinsley, Kansas 67547
620-659-3621 ext. #228
tstrate@echhc.com